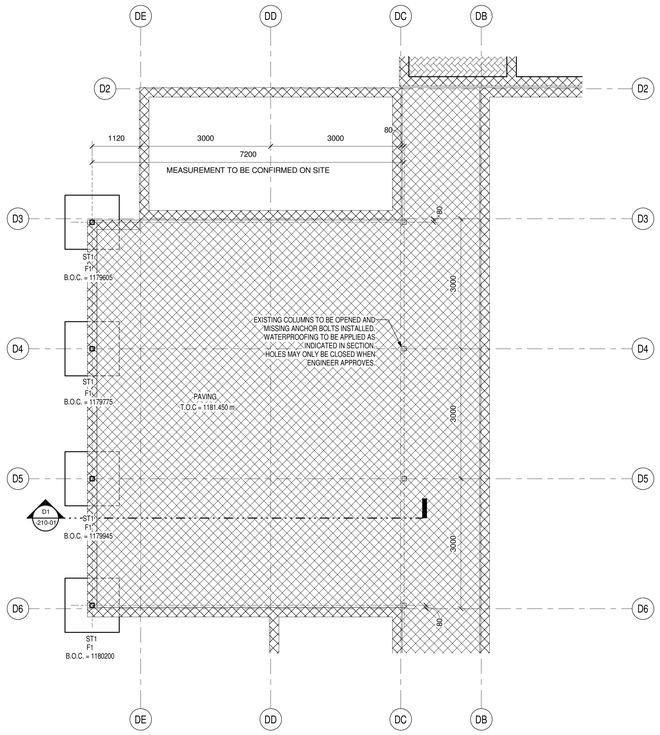
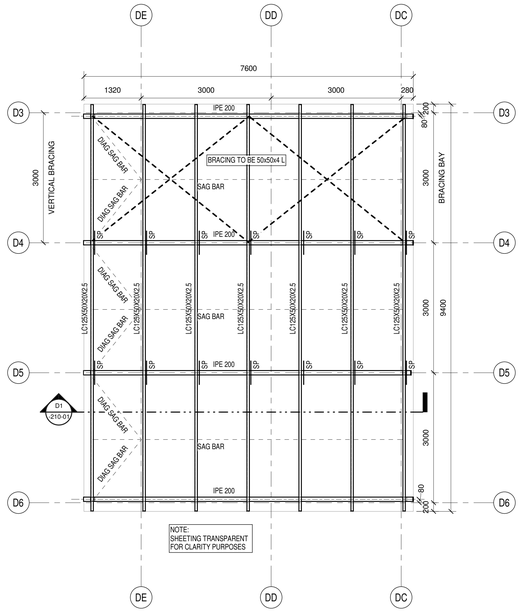
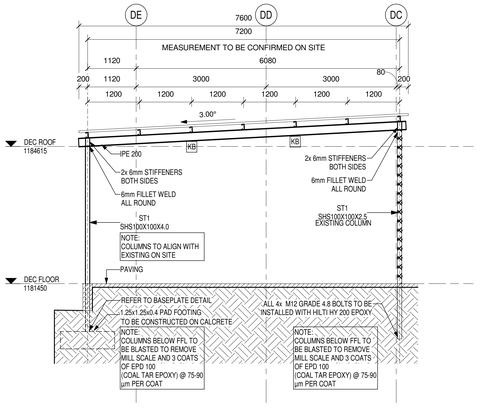


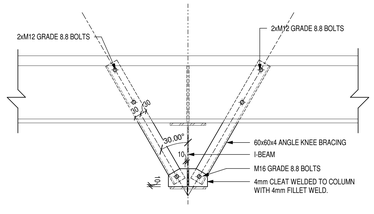
DECANTING WAITING
AREA FOUNDATION
1 : 50



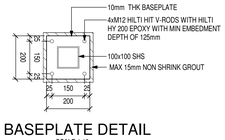
DECANTING WAITING
AREA ROOF
1 : 50



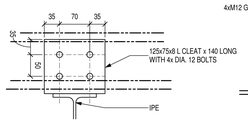
D1 DECANTING WAITING
AREA ROOF SECTION
1 : 50

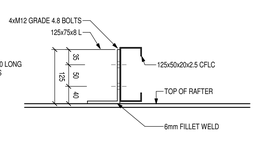


TYPICAL RAFTER KNEE BRACE (KB) DETAIL

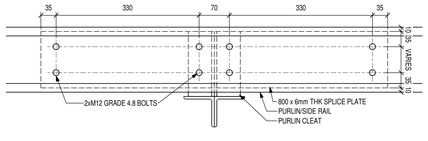


BASEPLATE DETAIL
SCALE 1:10





PURLIN CONNECTION DETAIL
SCALE 1:5



PURLIN SPLICE DETAIL
SCALE 1:5

NOTES ON STEEL WORK:

FASTENERS:
- ALL FASTENERS TO BE CLASS 8.8 BOLTS WITH CLASS 8 LOCK NUTS
- ONLY 2mm OVERSIZE BOLT HOLES ARE PERMITTED

CONSTRUCTION / MANUFACTURING / ERECTION:
- STEEL STRUCTURES ARE TO BE STRICTLY IN ACCORDANCE WITH SANS 2001:CS1
- STEEL GRADE S355J
- THE CONTRACTOR MUST SUBMIT DETAILED WORKSHOP DRAWINGS TO THE ENGINEER FOR REVIEW PRIOR TO MANUFACTURE
- ONLY SIZES OF STRUCTURAL MEMBERS, CONNECTIONS AND SPLICES WILL BE CHECKED
- FINAL DIMENSIONS AND THE CORRECT FITTING OF MEMBERS SHALL REMAIN THE RESPONSIBILTY OF THE CONTRACTOR

WELDING:
- WELDING MUST BE OF HIGH QUALITY WITH MINIMUM DEFECTS
- NO NOTCHES OR CRACKS SHALL BE ACCEPTED
- THE FULL PENETRATION GROOVE WELDS SHALL HAVE CONTOURED FILLET REINFORCING TO PROVIDE A SMOOTH FLOW OF STRESSES.
- ALL WELDS TO BE CONTINUOUS AND NOT INTERMITTENT
- WELDS SHALL BE ALLOWED
- INTERSECTING WELDS RUNNING IN VARIOUS DIRECTIONS AT ANY POINT MUST BE
- PREVENTED BY CUTTING SELECTED PLATES SO AS TO REMAIN CLEAR OF THE INTERSECTION

MINIMUM WELD SIZES

THICKNESS OF THICKER PART (mm)		MIN FILLET WELD
1.	UP TO 12mm	5mm
2.	OVER 12mm TO 20mm	6mm
3.	OVER 20mm TO 40mm	8mm

- ALL WELDS TO BE E70 XX ELECTRODES WITH MIN WELD STRENGTH OF 480 MPa

PAINT SPECIFICATIONS:
CORROSION PROTECTION TO ALL EXTERNAL STEEL ELEMENTS FOR ENVIRONMENTAL CLASS C3 INDUSTRIAL FOR 5 YEAR MAINTENANCE PERIOD IN ACCORDANCE WITH ISO 12944 PART 2

ROOF MEMBER SIZES
- FOUNDATION: 1.25x1.25x0.4m PAD FOUNDATION
- RAFTER: IPE 200
- STEEL COL: 100x100x4.0 SHS LOWER SIDE (ST1)
- STEEL COL: 100x100x2.5 SHS HIGHER SIDE (EXISTING)
- SAG BARS: 50x50x3 SAG ANGLES WITH 4mm END PLATES & 2xM10 Gr 8.8 BOLTS PER CONNECTION
- BRACING: 50x50x4.0 L CROSS AND BOLTED MIDSPAN
- PURLIN: 125x50x20x2.5 CFLC
- PURLIN SPLICE CONTINUOUS SYSTEM: EVERY MEMBER END TO CREATE A NOTED: "SP"
- KB: KNEE BRACES 60x60x4 L

ROOF SHEETING:
ROOF CLADDING AS PER ARCHITECTS SPECIFICATIONS, AND INSTALLATIONS AS PER SUPPLIERS SPECIFICATIONS.

NOTES / LEGEND

GENERAL

- THE CONTRACTOR IS RESPONSIBLE FOR ENSURING THAT ALL MATERIALS AND WORKMANSHIP CONFORM WITH THE DETAILS AND SPECIFICATIONS SHOWN ON THIS DRAWING, AND ALL RELEVANT SABS SPECIFICATIONS, IRRESPECTIVE OF WHETHER THE ENGINEER HAS INSPECTED THE WORKS ON SITE OR NOT.
- ALL DIMENSIONS AND LEVELS TO BE CHECKED ON SITE AND CORRELATED WITH THE ENGINEER'S DRAWINGS BEFORE CONSTRUCTION COMMENCES.
- NO SCALING WITH SCALE RULER FROM THE DRAWING IS PERMITTED. THE CONTRACTOR MUST ENSURE THAT HE GETS THE CORRECT DIMENSIONS FROM THE ENGINEER BEFORE CONSTRUCTION COMMENCES.

ISSUE DATE:	DRAWING SIZE:	REVISION:
2025-11-12	A0	0

	PRELIMINARY
	INFO ONLY
	FOR TENDER
X	FOR CONSTRUCTION
	AS-BUILT

APPROVED BY COUNCIL / CLIENT

CITY ENGINEER / CLIENT | REG. NO. | DATE

AMENDMENTS CODE

A,B,C.../ : BEFORE TENDER
T0 / : TENDER DRAWING
0,1,2.../ : AFTER TENDER
Z / : AS BUILT

/A : BY CLIENT
/B : BY ARCHITECT
/C : BY MECHANICAL OR ELECTRICAL
/D : BY BVI
/E : BY OTHER ( )

COPYRIGHT
THIS DRAWING IS THE PROPERTY OF BVI - CONSULTING ENGINEERS IS PRIVATE AND CONFIDENTIAL AND SUPPLIED ON THE EXPRESS UNDERSTANDING THAT IT IS NOT TO BE USED FOR ANY PURPOSE OR COPIED OR COMMUNICATED TO ANY PERSON WITHOUT THE WRITTEN PERMISSION OF THE PROPRIETORS.

DATE	INITIAL	NO.	DESCRIPTION OF REVISION
2025-11-12	JJH	0	ISSUED FOR CONSTRUCTION

OFFICES

PROVINCE	OFFICE	☎	E-MAIL
Free State	Central	(051) 447-2137	bhl@bvifs.co.za

Visit or contact us online at www.bvigroup.co.za

bvi ENGINEERING PROCUREMENT MANAGEMENT
Central Office
Registration No. 1998/000/0007
BBBEE Level 1
CESA

CLIENT

health
Department:
Health
Northern Cape Province

PROJECT

UPGRADE AND REFURBISHMENT OF LOGOBATE PHC

DRAWING TITLE

DECANTING STEEL ROOF LAYOUT

APPROVED BY BVI

JJ HAEFELE | 20190844 | 2025-11-12
ENGINEER/TECHNOLOGIST | REG. NO. | DATE

SCALE:	As indicated	DRAWN	JJH
DESIGNED	JJH	CHECKED	DF LEUKES

TO BE READ IN CONJUNCTION WITH	PLAN NUMBER	REVISION NO.	DATE SAVED
-35566S-200-G01	35566S -210-01	0	2025-11-12